

# Recipes for Success

Practical Activities to Help Your Child Succeed


## READING Pass It On

Everyone in the family takes a turn reading with this fun activity.

**Ingredients:** storybook, paper, pencil

Choose a book the entire family will enjoy. Then, brainstorm 15 instructions with your child. Examples: Pass to any other reader; sing a song while passing to your left; pass to your right while standing on one leg. Write each instruction on a slip of paper and put the slips in a bowl.

Then, pick someone to read the first page of the book aloud. That person draws a slip and passes the book according to the instructions. (Return used slips to the bowl.) Continue drawing slips and passing the book until you finish the story.



## WRITING Stories with a Twist

Encourage your youngster to stretch her writing muscles by giving stories a new twist.

**Ingredients:** favorite story, paper, pencil

Together, read one of your child's favorite stories, such as "Goldilocks and the Three Bears." When you finish, work together to rewrite the story with a different setting. Perhaps it could take place in another country or in the middle of a big city. Ask your youngster to think about how the setting will change the story. Example: If the three bears live in an apartment, how will Goldilocks get inside?

Invite your child to share her new story with the rest of the family at dinnertime.




## SPELLING Picture This!

Your child can practice spelling and phonics by making these spelling pictures.

**Ingredients:** spelling list, old magazines, scissors, paper, glue or tape

Let your youngster cut out magazine pictures that start with each letter of his spelling words. Example: For "cat" he could use a (c)ar, an (a)pple, and a (t)rain. Have him glue the pictures on a piece of paper and write each letter of the spelling word under the pictures.

*Variation for older children:* Glue the pictures on separate pieces of paper. Then, scramble the pictures for a word and have your youngster put them in order.




## SCIENCE

Have your child pretend she is a magnet. Can she find three things she would stick to? Examples: soup can, paper clip. Can she think of three things she wouldn't stick to (crayon, comb)? Let her use a refrigerator magnet to check her answers.



## Refrigerator Poster

Just hang your *Recipes* poster on the refrigerator and sneak in an activity when you have a few minutes. These fun activities will help develop school success and positive behavior. Check off each box as you complete the "recipe."



## SOCIAL STUDIES

Ask your youngster to look up your state flower in an encyclopedia. Let him draw the flower on paper and cut it out. Tape on a drinking straw "stem." He can make a bouquet by adding flowers from states he would like to visit.



# Recipes for Success

Practical Activities to Help Your Child Succeed

## MATH Pocket Change Toss

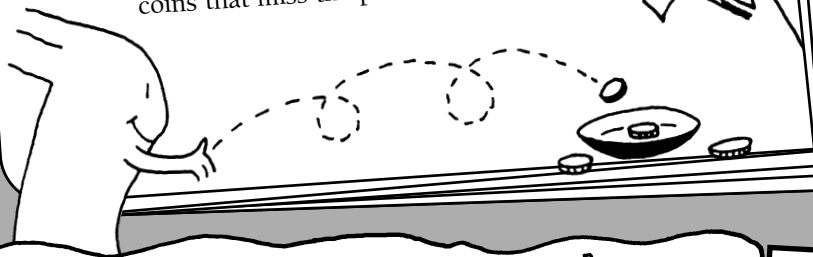
Here's a way for your child to practice addition and subtraction using money.

**Ingredients:** 4 coins (penny, nickel, dime, quarter), small plastic plate or bowl, paper, pencil

Each player starts with 25 points. Take turns tossing the four coins at the plate. Coins that land on the plate are added to a player's score. If any coins miss the plate, players subtract the coin with the largest value from their scores. *Example:* If your youngster missed with the dime and the penny, she subtracts the dime's value (10) from her score.

Whoever has the highest score after three rounds wins.

*Variation for younger child:* Don't subtract coins that miss the plate.



## Congratulations!

We finished \_\_\_\_\_ activities together on this poster.

\_\_\_\_\_  
Signed (parent or adult family member)

\_\_\_\_\_  
Signed (child)

## PERCENTAGES

Have your child figure out how much money you'll save when buying something on sale. To compute percentages, he should multiply the amount by the discount (for 25 percent off, multiply by .25). *Hint:* Suggest that he round the price to even dollars before multiplying. *Example:* \$15.95 less 25 percent. Answer: \$16.00  $\times .25 = \$4.00$  saved.

## PATTERNS

Understanding patterns helps kids with basic math skills. Try this. Ask your youngster, "What comes next in this pattern? The pattern is paper clip, pencil, paper clip, pencil." Let her line up the objects to check her answer.

## HISTORY

Go to the library together and check an almanac for facts from the year you were your child's age (the cost of a stamp, who was president). Look through old pictures for toys and other things you used. What does your youngster have that wasn't around when you were her age?

## Character Corner

### RESPONSIBILITY

Have your child list his responsibilities. *Examples:* "Do my homework." "Feed the dog." Then, discuss the duties of others, such as teachers or policemen. Talk about what happens when responsibilities aren't taken care of. What if the policeman decided not to direct traffic when the traffic light broke?

### INDEPENDENCE

Teach your youngster a new skill, like how to fix her own lunch or lay out her clothes for school the next day. She will gain a sense of accomplishment when she doesn't have to ask you for help.

### GIVING

Instead of buying gifts, encourage your child to give "tickets." They can be good for things such as playing a game with a sibling or helping a parent with housework. He can draw the tickets on paper and decorate them with markers.



### VOCABULARY

Start with a short sentence, such as "I went to the store." Toss a ball back and forth with your youngster. With each toss, change one word of the sentence without changing its meaning ("I jumped rope to the store"). See how long you can keep going without getting stuck.

